



## MESSY EASTER 2021

Welcome to what may be the last Messy Church@Home. Keep everything crossed!

As always, all of the activities for this Messy Church use things that you'll have at home or in the garden – or you'll be able to find alternatives. Please remember the environment though and recycle, reuse and repurpose.

For each part of the story, read the Bible verses and the explanation and then do the activity together. Fortunately, we have 5 Lost Sheep stories to share with you for each of the sections. These are available to buy from <http://www.lostsheep.com.au>. The church has a subscription and Andrew has given permission for us to share with you whilst covid19 prevents us physically gathering. Please consider supporting Andrew's work.

There will be lots of services during Holy Week from Palm Sunday until Easter Sunday, so join the faith community at Manningham whenever you can.

All the best,  
Fee, Sharon and Rev Claire

# ASH WEDNESDAY

Ash Wednesday is the first day of Lent. There are 40 days of preparation leading up to Easter. We celebrate Ash Wednesday with a service where we make the sign of the cross in ash on the back of our hands or on our foreheads. The ash comes from the burnt palm leaves of the previous year's Easter. Sadly, this year's Ash Wednesday service was cancelled as the week-long lockdown began. However, the online service which was prepared by 3 different churches from Australia and Canada (including Manningham) is available here: <http://www.manninghamuc.org/events/ash-wednesday-service/>

## ACTIVITIES

- **Ashes and sign of cross**

Get some dust from the garden and imagine it is ash from the palm leaves.  
Dip your finger into the ash and make the sign of the cross on the back of your hand.  
This is your symbol for the beginning of Lent.



**At Home**



**Manningham  
Uniting Church**

The Hub 20 Westfield Dr, Doncaster  
[manninghamuc.org](http://manninghamuc.org); 03 9846 2012

# PALM SUNDAY

This is the day that Jesus entered Jerusalem. The people were happy to see him that day. But one week later, it was a very different story.

Mark 11:1-11

“When they were approaching Jerusalem, at Bethphage and Bethany, near the Mount of Olives, he sent two of his disciples and said to them, ‘Go into the village ahead of you, and immediately as you enter it, you will find tied there a colt that has never been ridden; untie it and bring it. If anyone says to you, “Why are you doing this?” just say this, “The Lord needs it and will send it back here immediately.” They went away and found a colt tied near a door, outside in the street. As they were untying it, some of the bystanders said to them, ‘What are you doing, untying the colt?’ They told them what Jesus had said; and they allowed them to take it. Then they brought the colt to Jesus and threw their cloaks on it; and he sat on it. Many people spread their cloaks on the road, and others spread leafy branches that they had cut in the fields. Then those who went ahead and those who followed were shouting,  
‘Hosanna!  
Blessed is the one who comes in the name of the Lord!  
Blessed is the coming kingdom of our ancestor David!  
Hosanna in the highest heaven!’  
Then he entered Jerusalem and went into the temple; and when he had looked around at everything, as it was already late, he went out to Bethany with the twelve.

## ACTIVITIES

- **Cheer Up!!**

Find an old newspaper, scrap paper or any offcuts you may have-left over Christmas wrap works well. Cut these into very thin strips and tape the ends to make some pom-poms. See photo below.

Pretend you are in the crowd cheering for Jesus. You can use the bible verse above or make up your own cool chant.

Check out Sharon’s chant video here: <http://manninghamuc.org/?p=6329>

If you are really keen you can share the fun and your chant by sending it to [communications@manninghamuc.org](mailto:communications@manninghamuc.org) and label it Cheering for Jesus. I’m sure it will be better than my effort.



**At Home**



**Manningham  
Uniting Church**

The Hub 20 Westfield Dr, Doncaster  
[manninghamuc.org](http://manninghamuc.org); 03 9846 2012

- Donkey Craft

To make your Donkey Mask you will need-

Scissors


Cardboard with 1 blank side

Pencil & black marker

Hole punch

String or wool

Pencils, Markers or paint to decorate




Copy the template below starting with the Nose/Mouth piece.

Draw the Head & cut both of these out.

Draw and cut out the ears/eyes

Draw and cut out the teeth


Nose/Mouth Piece




Head



Template



Eyes & Ears



Teeth



At Home



Manningham  
Uniting Church

The Hub 20 Westfield Dr, Doncaster  
manninghamuc.org; 03 9846 2012



**To assemble-**

**Start by gluing the head behind the Nose/Mouth piece.  
Using the hole punch, punch out 2 eye holes then glue the eyes  
to the top of the head.**

**Glue the ears & eyes overlapping the top of the Head.**

**Draw on the mouth then glue on your teeth,**

**Glue Head  
to Nose/Mouth**



**Glue Eyes  
on top of Head.**




**Draw Muth &  
glue on Teeth.**



**Punch 2 holes on the outside of each cheek and tie on  
a piece of string or wool to each hole.  
Decorate with whatever you like!**

**Punch holes at  
sides of Cheeks..**



**Attach  
string or wool**



**Decorate as  
you wish**



Send your Donkey Mask photos to [communications@manninghamuc.org](mailto:communications@manninghamuc.org)



**At Home**



**Manningham  
United Church**

The Hub 20 Westfield Dr, Doncaster  
[manninghamuc.org](http://manninghamuc.org); 03 9846 2012

- **Leaf rubbings**

You'll need some leaves, different shapes and sizes like these, some paper and some crayons or colouring pencils.



Place the leaves under the paper and gently rub the crayon or pencil over the top so the shapes of the leaves come through. Some leaves have more distinctive veins that show through whereas other leaves are much smoother.



**At Home**



**Manningham  
Uniting Church**

The Hub 20 Westfield Dr, Doncaster  
manninghamuc.org; 03 9846 2012



# MAUNDY THURSDAY

On the Thursday night, Jesus shared a last meal with his disciples, his special friends. Jesus took bread and wine and blessed it, broke it and gave it to everyone there. We call this the last supper and we remember when we have communion in church.

When the meal was over, Jesus took them into the Garden of Gethsemane to pray. The disciples fell asleep and Jesus was arrested.

## Mark 14: 17-25

“ When it was evening, he came with the twelve. And when they had taken their places and were eating, Jesus said, ‘Truly I tell you, one of you will betray me, one who is eating with me.’ They began to be distressed and to say to him one after another, ‘Surely, not I?’ He said to them, ‘It is one of the twelve, one who is dipping bread<sup>s</sup> into the bowl<sup>s</sup> with me. For the Son of Man goes as it is written of him, but woe to that one by whom the Son of Man is betrayed! It would have been better for that one not to have been born.’

While they were eating, he took a loaf of bread, and after blessing it he broke it, gave it to them, and said, ‘Take; this is my body.’ Then he took a cup, and after giving thanks he gave it to them, and all of them drank from it. He said to them, ‘This is my blood of the<sup>s</sup> covenant, which is poured out for many. Truly I tell you, I will never again drink of the fruit of the vine until that day when I drink it new in the kingdom of God.’

## ACTIVITIES


- **Feet washing and home Pedi**

Not only did Jesus share a meal with his disciples but he also washed their feet! What a truly humble and giving act. Grab someone in your family and the necessary foot washing equipment. If you wish you can turn into a real pamper and add foot scrub and lotion. For the ultimate experience give them a pedicure too. I chose my daughter Zoe and you can see the results below.



- **WATCH**

Peter and the Rooster <http://manninghamuc.org/?p=6329>



**At Home**



**Manningham  
Uniting Church**

The Hub 20 Westfield Dr, Doncaster  
[manninghamuc.org](http://manninghamuc.org); 03 9846 2012

- **Damper Bread**

Check out the Fee's Damper making video here: <http://manninghamuc.org/?p=6329>



- **Watch serving bread**

Watch the video here: <http://manninghamuc.org/?p=6329>



**At Home**



**Manningham  
Uniting Church**

The Hub 20 Westfield Dr, Doncaster  
[manninghamuc.org](http://manninghamuc.org); 03 9846 2012



# GOOD FRIDAY

This is the day that Jesus died. The Roman soldiers put him on a cross and he died between 2 robbers. One of the robbers reached out to Jesus and asked him for forgiveness of the things he had done in his life. When Jesus died, one of the soldiers at the foot of the cross realised that he was the Son of God.

A man called Joseph took Jesus' body and put it in an empty tomb. Because it was Passover time, the women couldn't wrap him properly as was their custom.

This is why we have crosses on our hot cross buns.

## Mark 15:33-39

“ When it was noon, darkness came over the whole land until three in the afternoon. At three o'clock Jesus cried out with a loud voice, 'Eloi, Eloi, lema sabachthani?' which means, 'My God, my God, why have you forsaken me?'. When some of the bystanders heard it, they said, 'Listen, he is calling for Elijah.' And someone ran, filled a sponge with sour wine, put it on a stick, and gave it to him to drink, saying, 'Wait, let us see whether Elijah will come to take him down.' Then Jesus gave a loud cry and breathed his last. And the curtain of the temple was torn in two, from top to bottom. Now when the centurion, who stood facing him, saw that in this way he - breathed his last, he said, 'Truly this man was God's Son!'

## ACTIVITIES

- Watch this beautiful picture story The Tale of Three Trees

<https://www.youtube.com/watch?v=DjIOViJlM3U> (or <http://manninghamuc.org/?p=6329>)

- Watch Way of the Cross

<http://manninghamuc.org/?p=6329>



At Home



Manningham  
Uniting Church

The Hub 20 Westfield Dr, Doncaster  
[manninghamuc.org](http://manninghamuc.org); 03 9846 2012

## Prayer Cross

Gather together some sticks from the garden, string or twine, paper or card stock, white ribbon (optional) a hole punch & black marker.

Cut the sticks to the measurements below-

Large Cross-  
25cm Vertically  
11cm Horizontally

Small Cross-  
16cm Vertically  
8cm Horizontally

Lash the sticks together with the twine to make a cross shape. Cut out a tag from your paper or card stock and punch a hole at one end.

Write your prayers or who you would like to pray for and tie your tag with twine or ribbon to the center of your cross!



At Home



Manningham  
United Church

The Hub 20 Westfield Dr, Doncaster  
manninghamuc.org; 03 9846 2012

# EASTER SUNDAY

After 3 days, and after the Jewish festival of Passover had finished, the women who were part of Jesus' friendship group went to the tomb to wrap Jesus' body as was the Jewish tradition. When they got there, they didn't find Jesus at all. He had risen.


## Mark 16:1-8

“ When the sabbath was over, Mary Magdalene, and Mary the mother of James, and Salome bought spices, so that they might go and anoint him. And very early on the first day of the week, when the sun had risen, they went to the tomb. They had been saying to one another, 'Who will roll away the stone for us from the entrance to the tomb?' When they looked up, they saw that the stone, which was very large, had already been rolled back. As they entered the tomb, they saw a young man, dressed in a white robe, sitting on the right side; and they were alarmed. But he said to them, 'Do not be alarmed; you are looking for Jesus of Nazareth, who was crucified. He has been raised; he is not here. Look, there is the place they laid him. But go, tell his disciples and Peter that he is going ahead of you to Galilee; there you will see him, just as he told you.' So they went out and fled from the tomb, for terror and amazement had seized them; and they said nothing to anyone, for they were afraid.

The story is that women took hard boiled eggs in a basket to the tomb. When they reached the tomb and saw Jesus wasn't there, the eggs changed into bright colours. This is why we have colourful chocolate eggs on Easter Sunday.

## ACTIVITIES

- Watch Mary and the Gardener  
<http://manninghamuc.org/?p=6329>



At Home



Manningham  
United Church

The Hub 20 Westfield Dr, Doncaster  
[manninghamuc.org](http://manninghamuc.org); 03 9846 2012



- An Eggscellent Eggsperiment!

Check out the Science with Sharon video on the website -

<http://manninghamuc.org/?p=6329> Don't forget to try it at home.



- Watch and do: Coloured Eggs

<http://manninghamuc.org/?p=6329>



At Home



Manningham  
United Church

The Hub 20 Westfield Dr, Doncaster  
[manninghamuc.org](http://manninghamuc.org); 03 9846 2012

- Angel Craft



## **Paper Strip Angel Craft**

### **Materials for Paper Angel**

**Scissors**  
**Glue stick**  
**Pencil**  
**Ruler**  
**Wool or string**



**White paper or card cut into strips:**

**For the wings: Two strips of paper 2cm x 15cm**

**For the head: One strip 2cm x 10cm**

**For the top of the body: One strip 2cm x 18cm**

**For the bottom of the body: One strip 2cm x 9cm**



### **Directions:**

1. Place glue onto one edge of your 10cm long strip and glue it into a circle to make the Head. Set it aside.



**At Home**



**Manningham  
 Uniting Church**

The Hub 20 Westfield Dr, Doncaster  
 manninghamuc.org; 03 9846 2012

**2. Make an angel wing by placing some glue on one edge of a 15cm strip and gluing the other end down on top of it to form a teardrop shape as shown below. Do this for the second wing. Set them aside.**



**3. To make the angel's body place glue onto both ends of the 18cm strip and glue them down onto each end of the 9cm inch strip, forming a bell shape as shown below.**



**4. Glue Head to body**

**5. Glue each wing to the side of the angel.  
You can have the wing face out,  
down, or up!**



#### **Tips and Ideas**

When gluing your paper together, you might need to press and hold the paper securely for a few seconds to let it dry and stick together. Children can also embellish their angels with textas, sequins, or other craft items.



**At Home**



**Manningham  
United Church**

The Hub 20 Westfield Dr, Doncaster  
manninghamuc.org; 03 9846 2012



# WALKING AND TALKING ON THE ROAD

After he had died and risen again, Jesus appeared to his disciples many times. He wanted to remind them of all that he had taught them. One time was when he walked along with 2 disciples going to Emmaus. They talked to Jesus without realising who he was – they only realised when he broke the bread and they remembered the last supper.

## Luke 24:28-35

“ As they came near the village to which they were going, he walked ahead as if he were going on. But they urged him strongly, saying, ‘Stay with us, because it is almost evening and the day is now nearly over.’ So he went in to stay with them. When he was at the table with them, he took bread, blessed and broke it, and gave it to them. Then their eyes were opened, and they recognized him; and he vanished from their sight. They said to each other, ‘Were not our hearts burning within us\* while he was talking to us on the road, while he was opening the scriptures to us?’ That same hour they got up and returned to Jerusalem; and they found the eleven and their companions gathered together. They were saying, ‘The Lord has risen indeed, and he has appeared to Simon!’ Then they told what had happened on the road, and how he had been made known to them in the breaking of the bread.

## ACTIVITIES

- what questions would you ask Jesus?

Send them to [communications@manninghamuc.org](mailto:communications@manninghamuc.org) and label them ‘messy church at home – questions for Jesus’

- Watch

The Big Breakfast story here: <http://manninghamuc.org/?p=6329>



- Recognising Game

<http://manninghamuc.org/2020/04/04/messy-church-easter/>



At Home



Manningham  
Uniting Church

The Hub 20 Westfield Dr, Doncaster  
[manninghamuc.org](http://manninghamuc.org); 03 9846 2012

# CELEBRATION TIME AT HOME

## YOU WILL NEED:

- Bible
- crosses and prayers from the activities
- lego, playdough, or drawing pencils and paper

## ACKNOWLEDGEMENT OF COUNTRY

We acknowledge that we gather on stolen land and pay our respects to the First Nations peoples and their elders.

## GATHERING PRAYER

God of grace,  
Today we remember the story of Easter.  
It is a hard story to understand and we know some bits will never be truly clear for us.  
Help us to sit with the bits we find hard, the bits we don't understand, and the bits we'd rather were not there.  
Help us to focus on the hope within the Easter story, hope that can only come from you.  
We pray in Jesus' name,  
Amen

## STORY OF EASTER

Remind yourselves about the whole story of Easter week from Palm Sunday through to Easter Sunday.

Having read all of the readings with the activities, think back to one scene you want to recreate and then use the lego, the playdough or the pencils to produce your own artwork to represent it.

Place all the artwork on the table as you now take turns to re-read the readings and use what you have produced to explain what you think might be happening in those scenes.

## REFLECT

It's important to remember that, although parts of the Easter story are very sad, the sad bits are not the end, they are just part of the story. The story of Easter is actually about hope and love and grace and new life.

Everyone experiences sad parts in life. You may have already experienced the death of a pet or someone you love. This is sad. But the sad bits are not the whole of your life. It is very important to remember and celebrate the joy.

## PRAYER

Share your crosses and prayers now with each other – one of you can say this prayer at the end:

God of love,  
You know what is in our hearts and minds even before we do.  
Take all our prayers and hold them in your gentle hands, and remember those whom we forget.  
Amen

## SAY TOGETHER THE LORD'S PRAYER:

Our Father in heaven,  
Hallowed be your name.  
Your kingdom come,  
Your will be done,  
On earth as it is in heaven.  
Give us today our daily bread.  
Forgive us our sins  
As we forgive those who sin against us.  
Save us from the time of trial  
And deliver us from evil.  
For the kingdom, the power and the glory are yours  
Now and forever.  
Amen

## BLESSING

May the feet of God walk with you, and his hand hold you tight.  
May the eye of God rest on you, and his ear hear your cry.  
May the smile of God be for you, and his breath give you life.  
May the Child of God grow in you, and his love bring you home.



At Home



Manningham  
Uniting Church

The Hub 20 Westfield Dr, Doncaster  
manninghamuc.org; 03 9846 2012